


# AIRMAC

## Honda Petrol Air Compressors



POWERED by HONDA™



Premium

Quality

# **AIRMAC** Premium Quality

Airmac belt-driven, reciprocating air compressors are uniquely designed and manufactured to provide a lifetime of reliable service. Proudly made for Australia since 1989, they continually exceed the highest standards.

The product philosophy behind Airmac's success has remained unchanged. Start with a heavy duty design using a low speed compressor pump and oversized air tank. Then add a premium selection of genuine brand name components to build the best possible compressor set.



At the heart of every Airmac is a genuine Fusheng compressor pump with a legendary reputation for outstanding quality, performance and reliability.

Widely acknowledged as the best in the world, Fusheng compressor pumps are the gold standard against which other compressors are judged.

Often copied - but never equalled - Fusheng's A & B-Series compressor pumps have been in popular demand for decades due to their unique features:

- Heavy-duty, low rotational speed industrial design implemented with single-stage (A-Series) or two-stage (B-Series) compression technology.
- Precision-machined crankcase, cylinders and cylinder heads made entirely from cast iron for dependable strength, thermal stability and long wearing life.
- Rugged high-flow valves made from heat and impact-resistant stainless steel, either disc-type (A-Series) or reed-type (B-Series).


## Pre-Delivery

Every Airmac compressor undergoes a 100-point pre-delivery inspection and full-load testing in Australia by our factory trained technicians.



## Spare Parts

To maintain your Airmac compressor in peak operating condition, we offer an extensive inventory of genuine consumables and spare parts.



TA-65 Pump

TA-80 Pump

B-1 Pump

- High-tensile, forged alloy steel crankshaft fitted with premium grade ball or tapered roller main bearings.
- Large crankcase oil reservoir for cooler running and improved lubrication fitted with an oil level sight glass.
- Long life, automotive-style piston rings ensure positive sealing and minimal oil content in the discharge air.
- Deep directional cooling fins, streamlined air passages and an inter or after-cooler for optimal heat dissipation.
- Noise-suppressed air intakes with replaceable filter elements that can be easily changed by hand.
- Dynamically-balanced crankshaft, pulley and flywheel provide smooth running that is practically vibration-free.
- Manufactured exclusively in-house by Fusheng to industry-leading ISO 9001 quality standards.

## Accessories

Enhance the operation or protection of your Airmac compressor with genuine, performance matched accessories.



## Customer and Product Support

Informed product selection advice, exceptional after-sales service and genuine spare parts are available from an Australia-wide network of qualified Airmac dealers.

## WH&S Approved

All Airmac compressors are fully compliant with Australian Workplace Health and Safety Regulations for industrial workplace use.



## Warranty

Your investment is protected by a three-year warranty on the Honda engine and a two-year warranty on the compressor pump, air receiver and ancillaries.





POWERED by HONDA™

## Features and Benefits



### Honda Petrol Engine

The powerful Honda 4-stroke engine guarantees superior reliability, easy starting and fuel-efficient performance. You can always depend on a Honda to get the job done.



### High Pressure

Applications requiring higher-than-normal air pressure of up to 1,200 kPa (175 psi) can select from five Airmac models specially equipped with efficient two-stage Fusheng compressor pumps.



### Automatic Throttle Control

Engine speed and compressor pump operation are both automatically regulated to match air demand. The engine returns to idle when possible to minimise fuel use, noise and wear.




### Puncture Proof Tyres

All wheel-mounted models are fitted with sturdy puncture proof tyres that require no maintenance. Zinc-plated axles and nylon sleeve or ball bearing hubs minimise rolling friction resistance.



### Electric Key-Start

Select an effortless twist-and-go electric start model to avoid the strain of rope pull starting. The removable starter key also provides security against unauthorised operation.



### Vibration Isolators

Foot-mounted models are thoughtfully supplied with two sets of vibration isolators and fasteners to suit portable freestanding, fixed stationary or mobile vehicle-mounted applications (*pictured*).




### Oversized Air Receiver

For safety, the air tank complies with Australian Standard AS 1210. Its oversized capacity maintains a larger air energy reserve that also reduces pressure fluctuation and compressor load / unload cycling.



### 12 Volt Battery Kit Option

Convert your electric key-start compressor into a self-contained unit by adding a 12 V battery kit. It includes a maintenance-free battery, special mounting bracket and colour-coded battery leads.



### Metal Safety Guard

The all-steel safety guard securely protects the rotating V-belt drive components. Airmac's traditional metal guard is impact and UV resistant, unlike plastic guards as used by other makes.



### Filter-Regulator \*

The 5 micron filter removes dirt, oil and water from the compressed air while the adjustable regulator controls output air pressure. A Nitto-style hose coupling is fitted to the air outlet port.

\* Fitted to VA-65 & TA-65 models only.

# Specifications

# Honda Petrol

| Model        | Pump Displacement | Free Air Delivery | Maximum Pressure | Compressor Pump | Honda Engine |            | Tank Volume | Outlet Size | Noise Level | Dimensions (cm) and Weight |    |     |     |
|--------------|-------------------|-------------------|------------------|-----------------|--------------|------------|-------------|-------------|-------------|----------------------------|----|-----|-----|
|              | L/min [cfm] *     | L/min [cfm] *     | kPa [psi]        | Model [rpm]     | Model        | Starter    | Litres      | BSP         | dB(A) °     | L                          | W  | H   | kg  |
| V16P         | 300 [10.6]        | 195 [6.9]         | 1,000 [145]      | VA-65 [1,025]   | GX200 6.5 hp | Rope Pull  | 60          | 1/4"        | 77          | 93                         | 41 | 80  | 83  |
| V16P-H       | 300 [10.6]        | 195 [6.9]         | 1,000 [145]      | VA-65 [1,025]   | GX200 6.5 hp | Rope Pull  | 60          | 1/4"        | 77          | 116                        | 50 | 80  | 83  |
| T20P         | 490 [17.3]        | 320 [11.3]        | 1,000 [145]      | TA-65 [1,025]   | GX200 6.5 hp | Rope Pull  | 70          | 1/4"        | 77          | 108                        | 41 | 82  | 97  |
| T20P ES      | 490 [17.3]        | 320 [11.3]        | 1,000 [145]      | TA-65 [1,025]   | GX200 6.5 hp | Electric ^ | 70          | 1/4"        | 77          | 108                        | 41 | 82  | 100 |
| T20P-H       | 490 [17.3]        | 320 [11.3]        | 1,000 [145]      | TA-65 [1,025]   | GX200 6.5 hp | Rope Pull  | 70          | 1/4"        | 77          | 131                        | 50 | 80  | 100 |
| T20P-H ES    | 490 [17.3]        | 320 [11.3]        | 1,000 [145]      | TA-65 [1,025]   | GX200 6.5 hp | Electric ^ | 70          | 1/4"        | 77          | 131                        | 50 | 80  | 103 |
| T20P-100L    | 490 [17.3]        | 320 [11.3]        | 1,000 [145]      | TA-65 [1,025]   | GX200 6.5 hp | Rope Pull  | 100         | 1/4"        | 77          | 116                        | 45 | 86  | 113 |
| T20P-100L ES | 490 [17.3]        | 320 [11.3]        | 1,000 [145]      | TA-65 [1,025]   | GX200 6.5 hp | Electric ^ | 100         | 1/4"        | 77          | 116                        | 45 | 86  | 116 |
| HT20P-H      | 330 [11.7]        | 265 [9.4]         | 1,200 [175]      | HTA-65 [1,030]  | GX200 6.5 hp | Rope Pull  | 70          | 1/4"        | 77          | 131                        | 50 | 80  | 104 |
| HT20P-H ES   | 330 [11.7]        | 265 [9.4]         | 1,200 [175]      | HTA-65 [1,030]  | GX200 6.5 hp | Electric ^ | 70          | 1/4"        | 77          | 131                        | 50 | 80  | 107 |
| T20P-120L    | 490 [17.3]        | 320 [11.3]        | 1,000 [145]      | TA-65 [1,025]   | GX200 6.5 hp | Rope Pull  | 120         | 1/4"        | 77          | 115                        | 43 | 91  | 129 |
| T20P-120L ES | 490 [17.3]        | 320 [11.3]        | 1,000 [145]      | TA-65 [1,025]   | GX200 6.5 hp | Electric ^ | 120         | 1/4"        | 77          | 115                        | 43 | 91  | 132 |
| V25P         | 635 [22.4]        | 485 [17.1]        | 1,000 [145]      | VA-80 [1,055]   | GX270 9 hp   | Rope Pull  | 125         | 1/2"        | 78          | 147                        | 46 | 93  | 163 |
| V25P ES      | 635 [22.4]        | 485 [17.1]        | 1,000 [145]      | VA-80 [1,055]   | GX270 9 hp   | Electric ^ | 125         | 1/2"        | 78          | 147                        | 46 | 93  | 166 |
| B24P         | 565 [20.0]        | 470 [16.6]        | 1,200 [175]      | B-1 [1,385]     | GX270 9 hp   | Rope Pull  | 100         | 1/2"        | 79          | 115                        | 48 | 97  | 154 |
| B24P ES      | 565 [20.0]        | 470 [16.6]        | 1,200 [175]      | B-1 [1,385]     | GX270 9 hp   | Electric ^ | 100         | 1/2"        | 79          | 115                        | 48 | 97  | 157 |
| T30P         | 880 [31.1]        | 680 [24.0]        | 1,000 [145]      | TA-80 [970]     | GX270 9 hp   | Rope Pull  | 125         | 1/2"        | 78          | 148                        | 48 | 99  | 185 |
| T30P ES      | 880 [31.1]        | 680 [24.0]        | 1,000 [145]      | TA-80 [970]     | GX270 9 hp   | Electric ^ | 125         | 1/2"        | 78          | 148                        | 48 | 99  | 188 |
| B35P ES      | 945 [33.4]        | 815 [28.8]        | 1,200 [175]      | B-2 [1,400]     | GX390 13 hp  | Electric ^ | 120         | 3/4"        | 81          | 115                        | 53 | 107 | 214 |
| V40P ES      | 1,105 [39.0]      | 850 [30.0]        | 1,000 [145]      | VA-100 [1,005]  | GX390 13 hp  | Electric ^ | 150         | 3/4"        | 81          | 148                        | 50 | 103 | 252 |
| T55P ES      | 1,485 [52.5]      | 1,225 [43.3]      | 1,000 [145]      | TA-100 [900]    | GX390 13 hp  | Electric ^ | 150         | 3/4"        | 81          | 148                        | 55 | 110 | 286 |

\* Measured per AS 4637-2006.

^ Electric starter requires connection to a 12 Volt battery (not included).

° Measured at 7 metres per AS 2221.1-1979.



[www.airmac.com.au](http://www.airmac.com.au)



Your Authorised Airmac Dealer